

*Make your own work
with letter stitches!*



HZL-HT740

Direct Pattern Selection

Here are 10 types of stitch patterns, from which you can choose one by directly pushing the pattern button.



116 Sewing Patterns and 2 Fonts of Letters

001 002 003 004 005 006 007 008 009 010 011 012 013 014 015 016 017 018 019 020 021 022 023 024 025 026 027 028 029 030 031 032 033 034 035 036 037 038 039 040 041 042 043 044 045 046 047 048 049 050 051 052 053 054 055 056 057 058 059 060 061 062 063 064 065 066 067 068 069 070 071 072 073 074 075 076 077 078 079 080 081 082 083 084 085 086 087 088 089 090 091 092 093 094 095 096 097 098 099 100 101 102 103 104 105 106 107 108 109 110 111 112 113 114 115 116	<p>A 001 002 003 004 005 006 007 008 009 010 011 012 013 014 015 016 017 018 019 020 021 022 023 024 025 026 027 028 029 030 031 032 033 034 035 036 H I J K L M N O P Q R S T U V W X Y Z 037 038 039 040 041 042 043 044 045 046 047 048 049 050 051 052 053 054 055 a b c d e f g h i j k l m n o p q r s 056 057 058 059 060 061 062 063 064 065 066 067 068 069 070 071 072 073 074 075 076 t u v w x y z Ä Å Æ Æ Ö Ø Ç Ü ä å æ è é 077 078 079 080 081 082 083 084 085 086 087 088 089 090 091 092 093 094 095 096 097 é ê ñ ö ø ð ì ç ü ß & ? ! _ ' , . - ()</p> <p>A 001 002 003 004 005 006 007 008 009 010 011 012 013 014 015 016 017 018 019 020 021 022 023 024 025 026 027 028 029 030 031 032 033 034 035 036 X Y Z A B C D E F G H I J K L M N O P Q R S T U V W X Y Z 037 038 039 040 041 042 043 044 045 046 047 048 049 050 051 052 053 054 055 a b c d e f g h i j k l m n o p q r s 056 057 058 059 060 061 062 063 064 065 066 067 068 069 070 071 072 073 074 075 076 t u v w x y z Ä Å Æ Æ Ö Ø Ç Ü ä å æ è é 077 078 079 080 081 082 083 084 085 086 087 088 089 090 091 092 093 094 095 096 097 é ê ñ ö ø ð ì ç ü ß & ? ! _ ' , . - ()</p>
--	---

You can watch the operation support video.



Sew Comfortably!


Start/Stop Button



- [Green]
Ready to start or while sewing
- [Red]
Not ready to start
- [Orange]
In bobbin winding condition

The color of the start/stop button indicates the status of the machine.

Quick Bobbin Preparation




The bobbin preparation is easy. Just follow the guide and it is not necessary to pull up the bobbin thread.

Auto Needle Threader



The needle threader easily threads the needle and allows you to start sewing quickly.


Lock Stitch/Pattern Completion Lock Stitch



You can sew locking stitch(3 stitches) just by pressing the button at the beginning or end of sewing. If you press the button while sewing a pattern, the machine stops after sewing one cycle of the pattern.


Sew Firm!

Needle Up/Down Position Button



Press the button to change up/down position of needle instantly. Also you can change needle stop position and can even sew a half stitch.

Presser Foot Pressure



When sewing thin or thick fabrics, you can get comfortable feed.

Buttonhole



HZL-HT740 sews the buttonhole automatically according to the size of the button.



HZL-HT740

■ SPECIFICATIONS

Sewing Speed : 70 - 800 sti/min
 Needle : #9 - #16
 Dimensions : 425(W)x300(H)x170(D)mm
 Weight (machine only) : 5.9kg

Other Features


- Free Arm ● Drop-in Bobbin ● Drop Feed
- Easy to Start Sewing Thick Fabrics ● Button Sewing
- Reverse Button ● LED Lighting ● Sound Button

Foot controller with needle up and down feature



Stitch Pattern Plate

Accessories

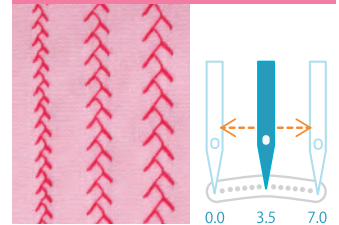


- A: Standard Presser Foot
- B: Zipper Foot
- C: Satin Stitch Foot
- D: Overcasting Foot
- E: Blind Hem Foot
- F: Button Sewing Foot
- G: Buttonhole Foot
- H: Seam Ripper/Brush
- I: Screwdriver (L & S)
- J: Second Spool Pin
- K: Pack of Needles (3x)
- L: Edge/Quilting Guide
- M: Spool Holder (L & S)
- N: Spool Pin Felt
- O: Stitch Pattern Plate Clip
- P: Bobbin (3x)

Option: Wide Table/Twin Needle

Sew Fun!

Size of Stitch Pattern and Needle Position




You can change the size of stitch patterns as well as the needle positions.

Letters and One Point Stitch Patterns



HZL-HT740 can sew both letters and patterns. Also you can memory letters and one unit of the pattern as you desire.

Elongation Patterns



You can change the overall length without changing the sewing density of pattern.

JUKI

JUKI CORPORATION

2-11-1, TSURUMAKI, TAMA-SHI, TOKYO
 206-8551, JAPAN
<https://www.juki.co.jp>

