


HZL-60HR-A

JUKI

Simple and easy



40 Sewing Patterns



HZL-60HR-A



Instruction DVD
Included

Sew Comfortably!

Auto Needle Threader



The needle threader easily threads the needle and allows you to start sewing quickly.


Start/Stop Button



The color of the Start/Stop button indicates the status of the machine.

- [Green]
Ready to start or while sewing
- [Red]
Not ready to start
- [Orange]
In bobbin winding condition


Reverse Stitch, Reinforcement Stitch



HZL-H series can sew a lock stitch at the beginning and end of sewing. There are two types of lock stitch, reverse stitch and reinforcement stitch.

Sew Firm!

Needle Up/Down Position Button



Press the button to change up/down position of needle instantly. Also you can change needle stop position and can even sew a half stitch.

Buttonhole



HZL-H series sews the buttonhole automatically according to the size of the button.

Presser Foot Pressure



When sewing thin or thick fabrics, you can get comfortable feed.

HZL-60HR-A

■ SPECIFICATIONS

Sewing Speed : Max. 800sti/min
Needle : HA×1 #9~#18
Dimensions : 400(W)×290(H)×188(D)mm
Weight (machine only) : 5.8kg


Accessories



- A:Standard Presser Foot B:Zipper Foot C:Decorate Stitch Foot
 D:Overcasting Foot E:Blind Stitch Foot F:Button Sewing Foot
 G:Buttonhole Foot H:Seam Ripper/ Brush I:Screwdriver (S)
 J:Screwdriver(L-shape) K:Auxiliary Spool Pin L:Bobbin (3x) M:Quilt Guide
 N:Spool Cap(Large) O:Spool Cap(Small) P:Spool Pin Felt Q:Pack of Needles(3x)

Easy to Use!

The Current Setting is Very Visible



You can change the size of stitch patterns as well as the needle positions.

Quick Reference Plate



Other Features

- Free Arm
- Drop-in Bobbin
- Drop Feed
- Easy to Start Sewing Thick Fabrics
- Button Sewing

JUKI

JUKI CORPORATION

2-11-1, TSURUMAKI, TAMA-SHI, TOKYO
 206-8551, JAPAN
<http://www.juki.co.jp>

